




FALESHWAR UDYOG LLP

ADVANCE PORTABLE MACHINES


242-Bhatpore GIDC, Surat, Gujarat-394510, India
E-mail: faleshwar.udyog@gmail.com
Tel: 7203847708, 9537330303



FLANGE FACING MACHINES



FLANGE FACER - FU- 250I




- Latest Precision Linear Technology
- Manual drive
- Three step groove feed by changing screw
- Quick set adjustable clamping jaws

Technical Details	
Minimum facing diameter	50mm
Maximum facing diameter	250mm
Minimum clamping diameter	50mm
Maximum clamping diameter	200mm
Tool post travel	25mm
Machine weight	18 Kg



FLANGE FACER FU- 600I



- Latest Precision Linear Technology
- Servo controlled Axis – Rotation, X and Z
- Operation through Radio Remote
- Parameter Setting through touch screen HMI
- Infinite continuous groove feed rate setting
- Low noise servo drives
- Quick set adjustable clamping jaws

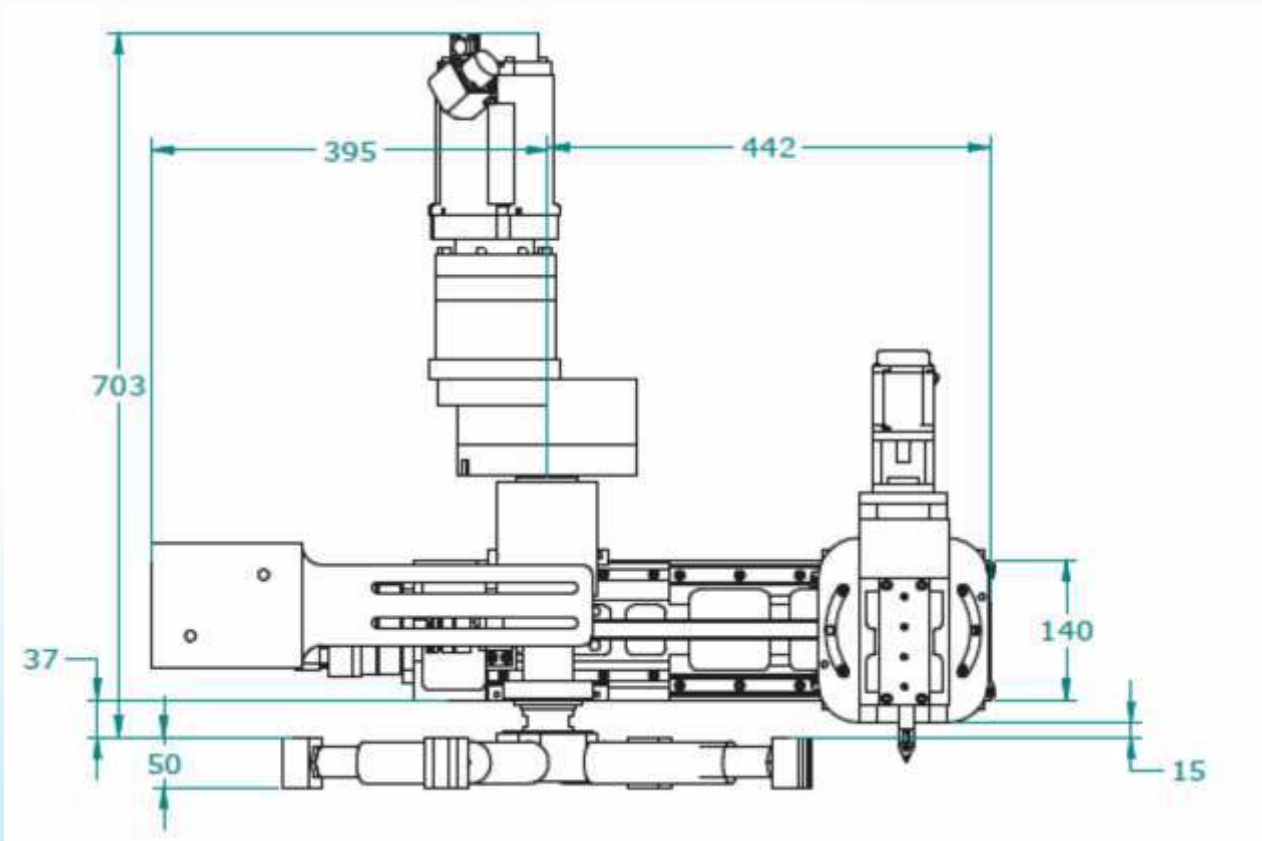
An internally mount flange facing machine for all type of flange facing, grooving and boring.

The machine is supplied with storage case, complete tool kit, all required clamping attachment which comprises of mounting base, extension sleeve, clamping stud, Radio remote, Additional manual tool post, packing list and manual.



FLANGE FACER FU- 600I

Technical Details	
Minimum facing diameter	160mm
Maximum facing diameter	1000mm
Minimum clamping diameter	150mm
Maximum clamping diameter	810mm
Tool post travel	100mm
RPM range	0-35
Drive	2KW Servo motor
Facing feed rates	0.08mm/rev to 1mm/rev
Machine weight	128 Kg
Shipping dimensions	1300 x 1000 x 800 mm





FLANGE FACER FU- 1000I



- Latest Precision Linear Technology
- Servo controlled Axis – Rotation, X and Z
- Operation through Radio Remote
- Parameter Setting through touch screen HMI
- Infinite continuous groove feed rate setting
- Low noise servo drives
- Quick set adjustable clamping jaws

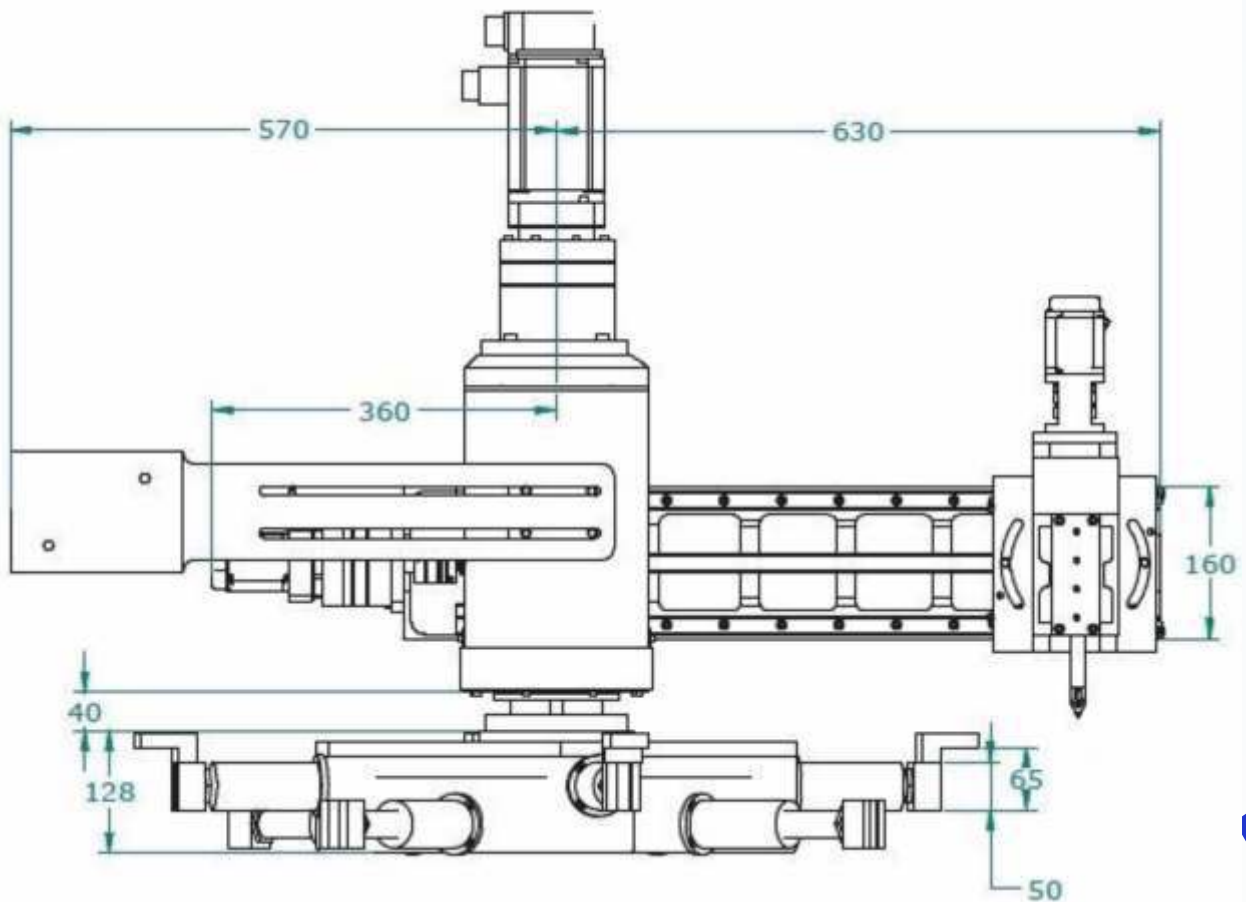
An internally mount flange facing machine for all type of flange facing, grooving and boring.

The machine is supplied with storage case, complete tool kit, all required clamping attachment which comprises of mounting base, extension sleeve, clamping stud, Radio remote, Additional manual tool post, packing list and manual.



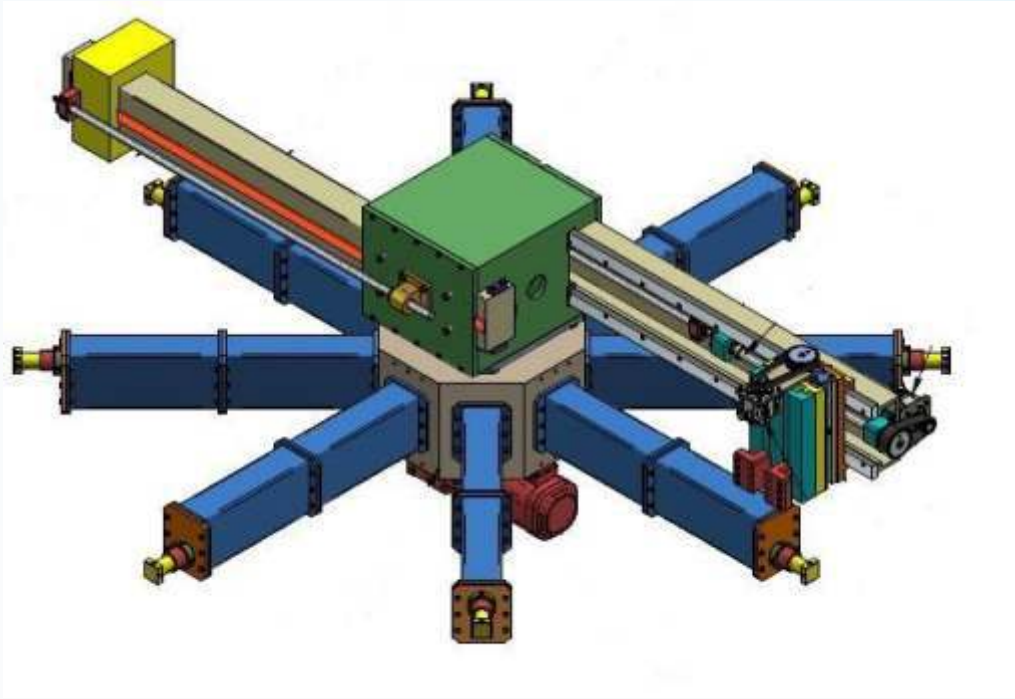
FLANGE FACER FU- 1000I

Technical Details	
Minimum facing diameter	160mm
Maximum facing diameter	1000mm
Minimum clamping diameter	150mm
Maximum clamping diameter	810mm
Tool post travel	100mm
RPM range	0-35
Drive	2KW Servo motor
Facing feed rates	0.08mm/rev to 1mm/rev
Machine weight	218 Kg
Shipping dimensions	1300 x 1000 x 800 mm





FLANGE FACER FU- 3000I



- Latest Precision Linear Technology
- Servo controlled Axis – Rotation, X and Z
- Operation through Radio Remote
- Parameter Setting through touch screen HMI
- Powered tool post (optional)
- Infinite continuous groove feed rate setting
- Low noise servo drives
- Quick set adjustable clamping jaws

An internally mount flange facing machine for all type of flange facing, grooving and boring.

The machine is supplied with storage case, complete tool kit, all required clamping attachment which comprises of mounting base, extension sleeve, clamping stud, Radio remote, Additional manual tool post, packing list and manual.



FLANGE FACER FU-3000I

Technical Details	
Minimum facing diameter	1000mm
Maximum facing diameter	3600mm
Minimum clamping diameter	1000mm
Maximum clamping diameter	3600mm
Tool post travel	150mm
RPM range	0-30
Drive	5 KW servo motor
Facing feed rates	0.08mm/rev to 1mm/rev
Machine weight	4800 Kg
Shipping dimensions	3900 x 3900 x 1300 mm

